6ft Ultrafit Curve Throw (Dye-Sub Full Bleed)

Item# 114015

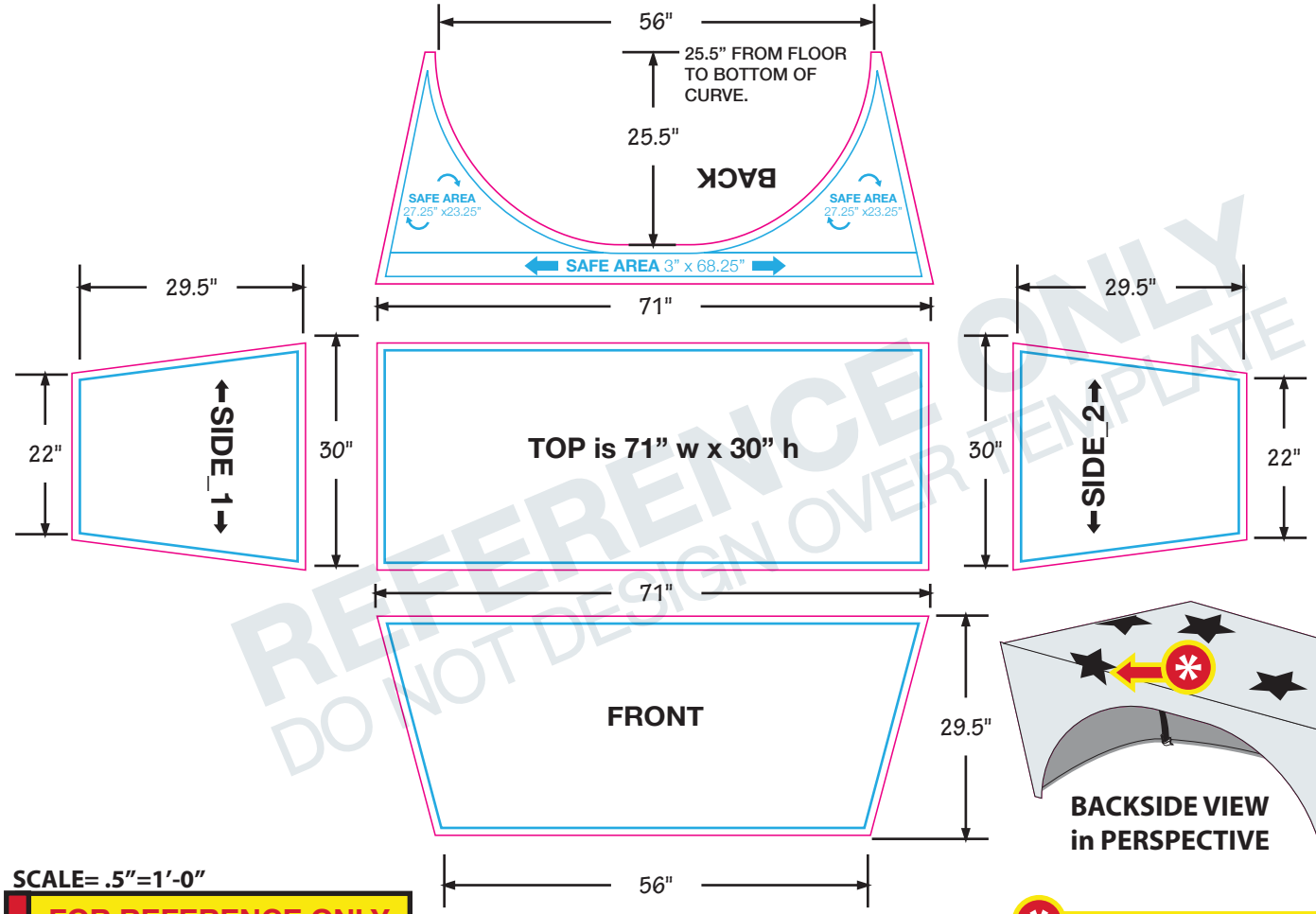

REFERENCE ONLY
DO NOT DESIGN OVER TEMPLATE

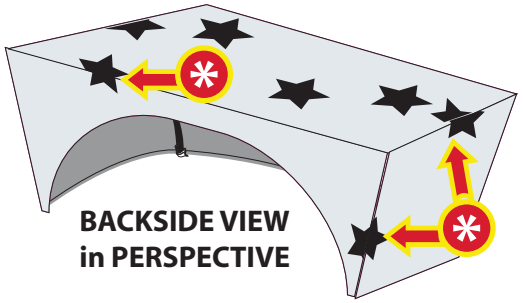

SCALE= .5"=1'-0"

FOR REFERENCE ONLY PLEASE SEND IN ART SET UP TO FULL SIZE
layout guide on page 2

IMPORTANT NOTE:
WE CANNOT GUARANTEE GRAPHIC ALIGNMENT ACROSS ANY SEAM

TEMPLATE KEY

= BLEED AREA
= FINISHED SIZE
= SAFE AREA

BLEED AREA
N/A
No Bleed Required

Area of art that is used for finishing product. Background color/image should extend into this area.

FINISHED SIZE
see drawing

Area of art that is visible after finishing product. Background color/image should extend into the bleed area.

SAFE AREA
1" in from finished edge

Recommended area to place artwork. Artwork within this area will be safe from variance in cut of finished edge /stitch line.

Using PMS colors in your art is recommended but an exact match cannot be guaranteed.

Dye-Sub products are printed CMYK (4 color) process from your art file.

- **All images must be embedded**
- **All fonts must be outlined.**

ACCEPTABLE FILE FORMATS:

Vector lines **Vector image**

- Adobe Illustrator (.ai, .pdf, .eps)
- All Fonts Outlined
- Images Embedded

Raster image

- Adobe Photoshop (.psd, .tif, .jpg)
- 200 DPI at 100% Scale

Updated: 11.20.13

TEMPLATE KEY

- = BLEED AREA
- = FINISHED SIZE
- = SAFE AREA
- = STITCH LINE

CUSTOMER NOTE:

- Design each print file on its own artboard to the finished size. (5) print files total

Front/ Back:	71″ **W x** 29.5″ **H**
(2) Sides:	30″ **W x** 29.5″ **H**
Top:	71″ **W x** 30″ **H**

- All images must be embedded.
- All fonts must be in outline format.

NOTE:
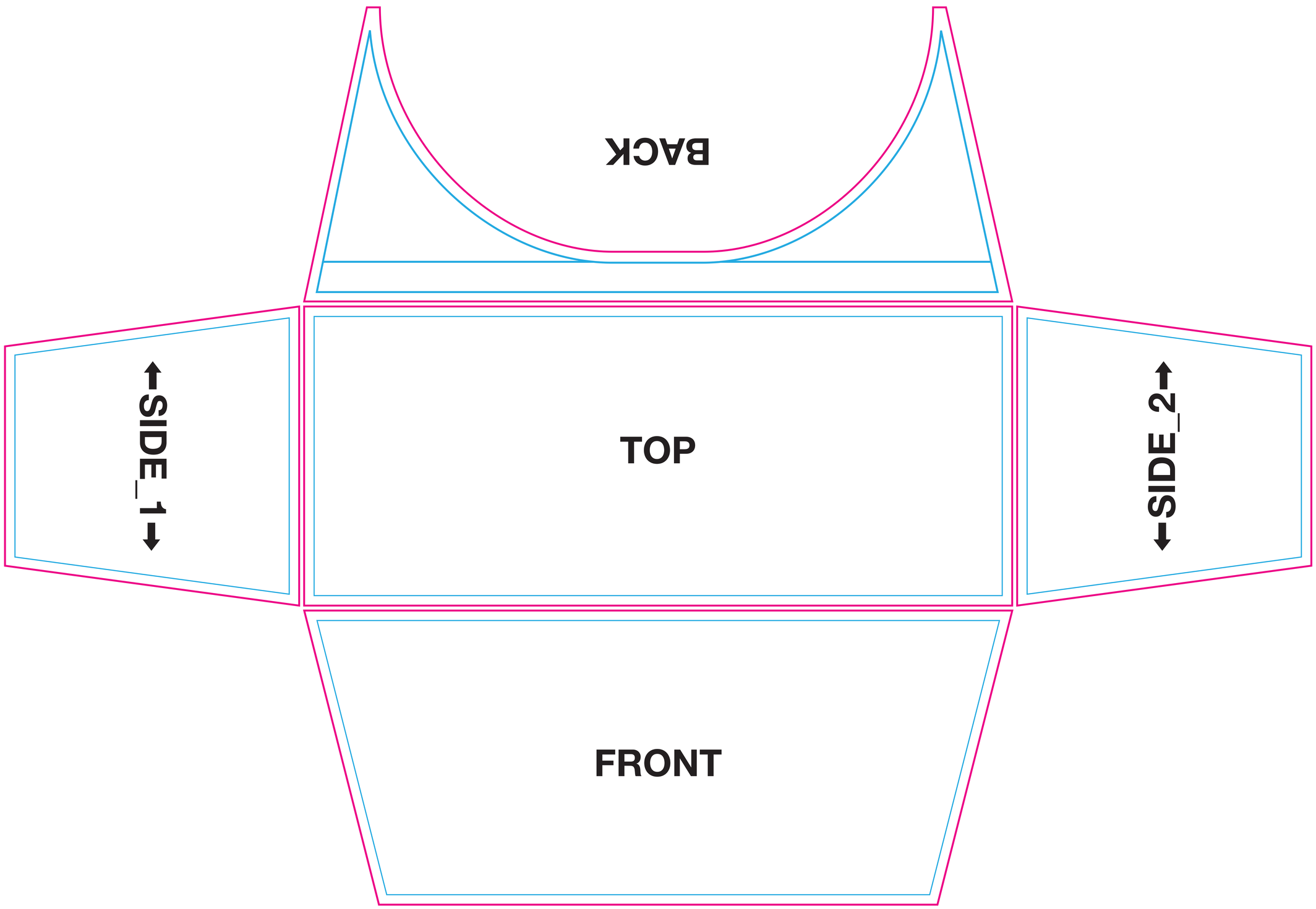
- **THROWS HAVE (5) SEPARATE PRINT FILES. WE CANNOT GUARANTEE GRAPHIC ALIGNMENT ARCOSS ANY SEAM LINE.**
- **IT IS ALSO NOT RECOMMENDED THAT ANY LOGO OR TEXT CROSS THE ZIPPER AREA.**